



# Demonstrating the WLF Training Solution

Betim Gashi, University for Business and Technology

Priscila Gomes, University of Coimbra



Co-funded by the  
Erasmus+ Programme  
of the European Union





# Building an effective training platform

# Why Moodle ?



- Modular Object-Oriented Dynamic Learning Environment
- Worldwide usage
- User centric-platform
- Supports learning and development

# Moodle for Learning Management System

- **Open-source nature:** flexibility, customization, and community support.
- **Cost-effectiveness:** compared to proprietary software.
- **Proven track record:** successful in various educational and corporate settings.



# Key features of Moodle



- **User-friendly interface:** intuitive design and easy navigation.
- **Course management:** organization, scheduling, and delivering courses/modules efficiently.
- **Content creation and sharing:** range of options for engaging learning materials.
- **Assessment and tracking:** robust assessment tools and reporting capabilities.


# Technical Aspects of Moodle

- **Scalability:** many users and modules.
- **Security:** protect user data and ensure privacy.
- **Integrations:** compatible with various plugins and integrations.
- **Mobile accessibility:** access training materials on different devices.



# Powerful Statistics

- Overview of reports
- Module Performance
- Learners' Engagement
- Customizable Reports



# Overview of the Moodle Platform

Work Life Flow Training Platform PEX WLF Assessment Tool Evaluation questionnaire – user perspective

Access to the platform

Username

Username

Password

Password

Log in

Forgotten your username or password?

New account

**Project Aim**

WLF (Excellence based profiling to identify and apply tools and trainings for a better and sustainable Work-life-Flow)

**Project Outcomes**

The objectives of WLF are to offer three main

**Target Groups**

Future and current employees, HR practitioners, Remote workers, Working parents, Informal carers

Read More

**Support**

we give you answers

Specialized support

Easy access for smooth and uninterrupted learning experience for users 24/7.



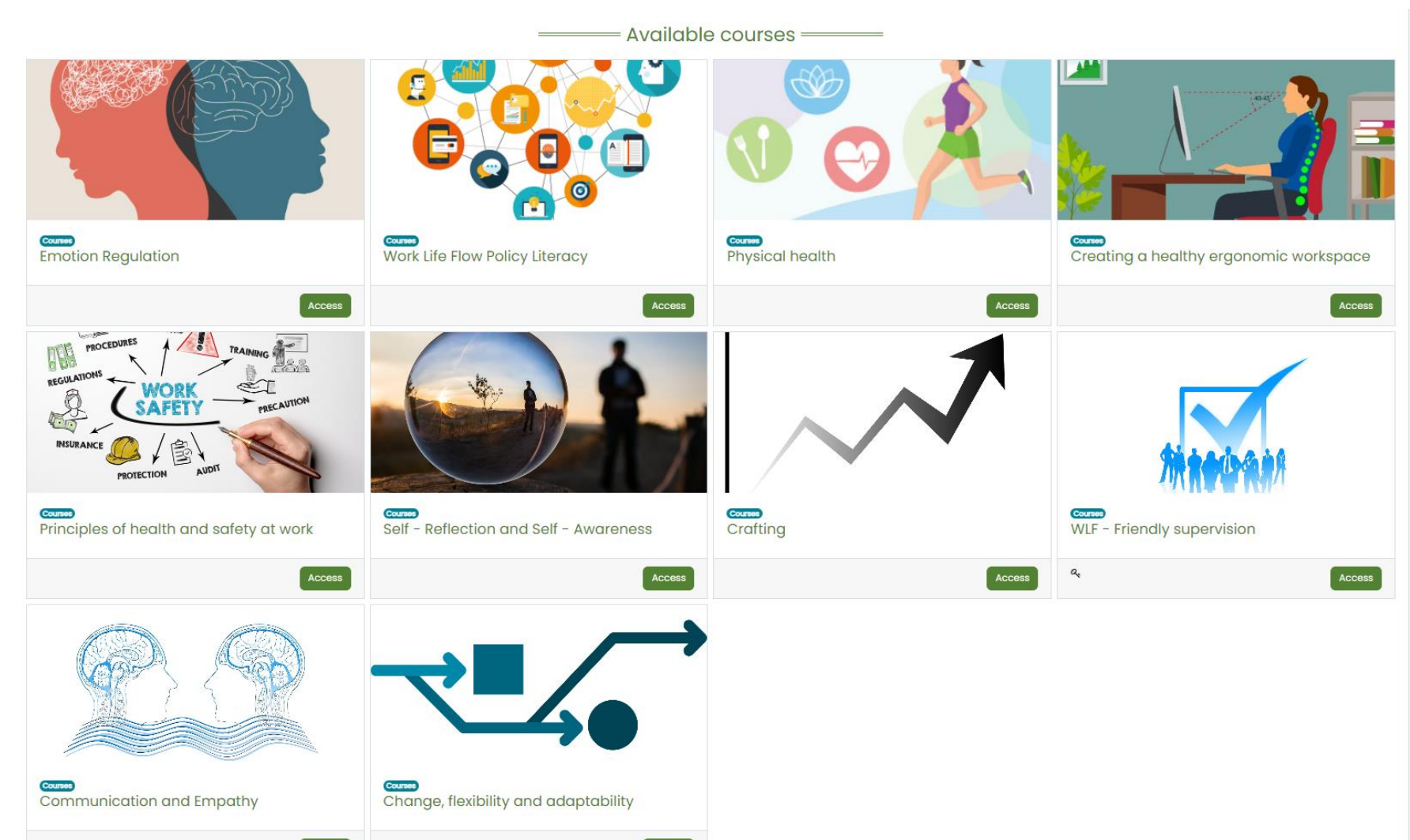


# Exploring the WLF Training Platform

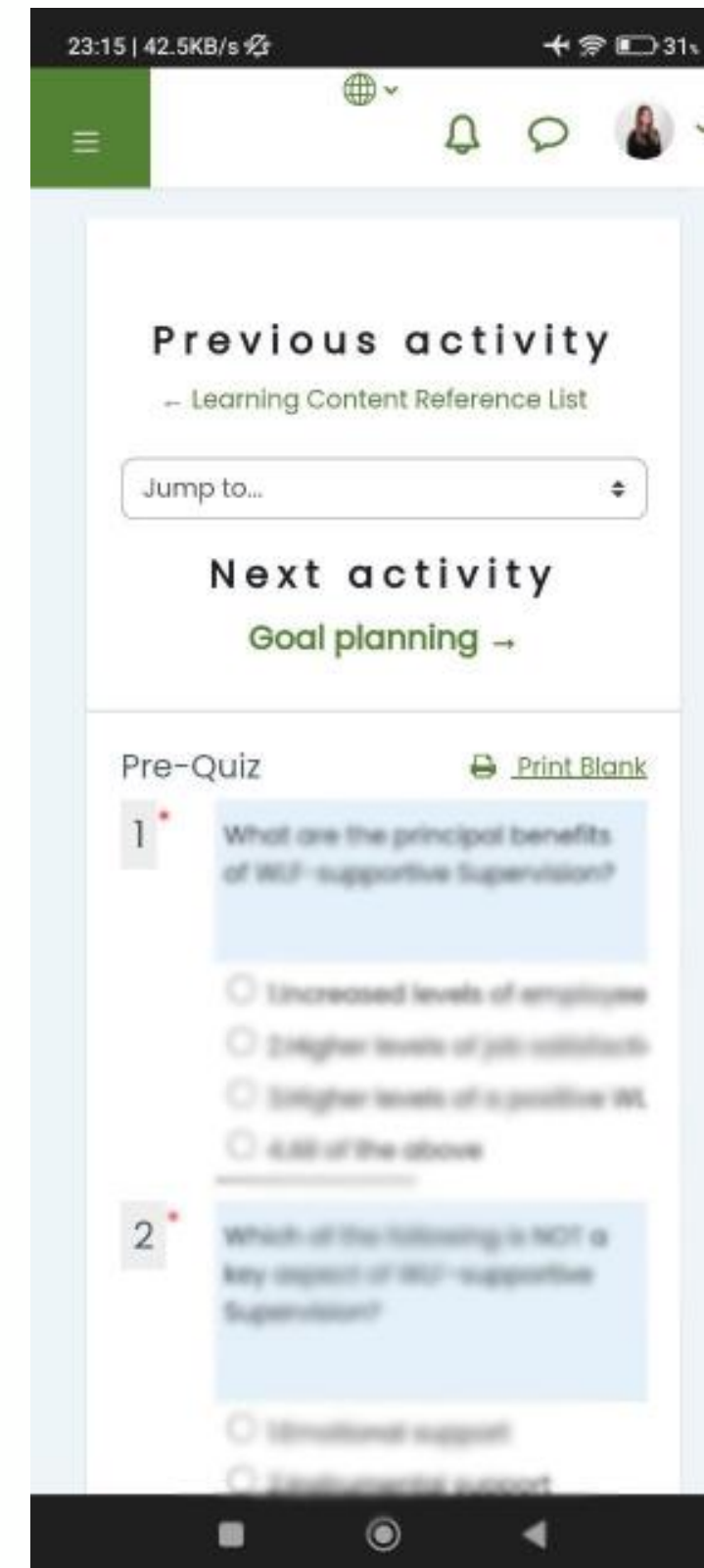
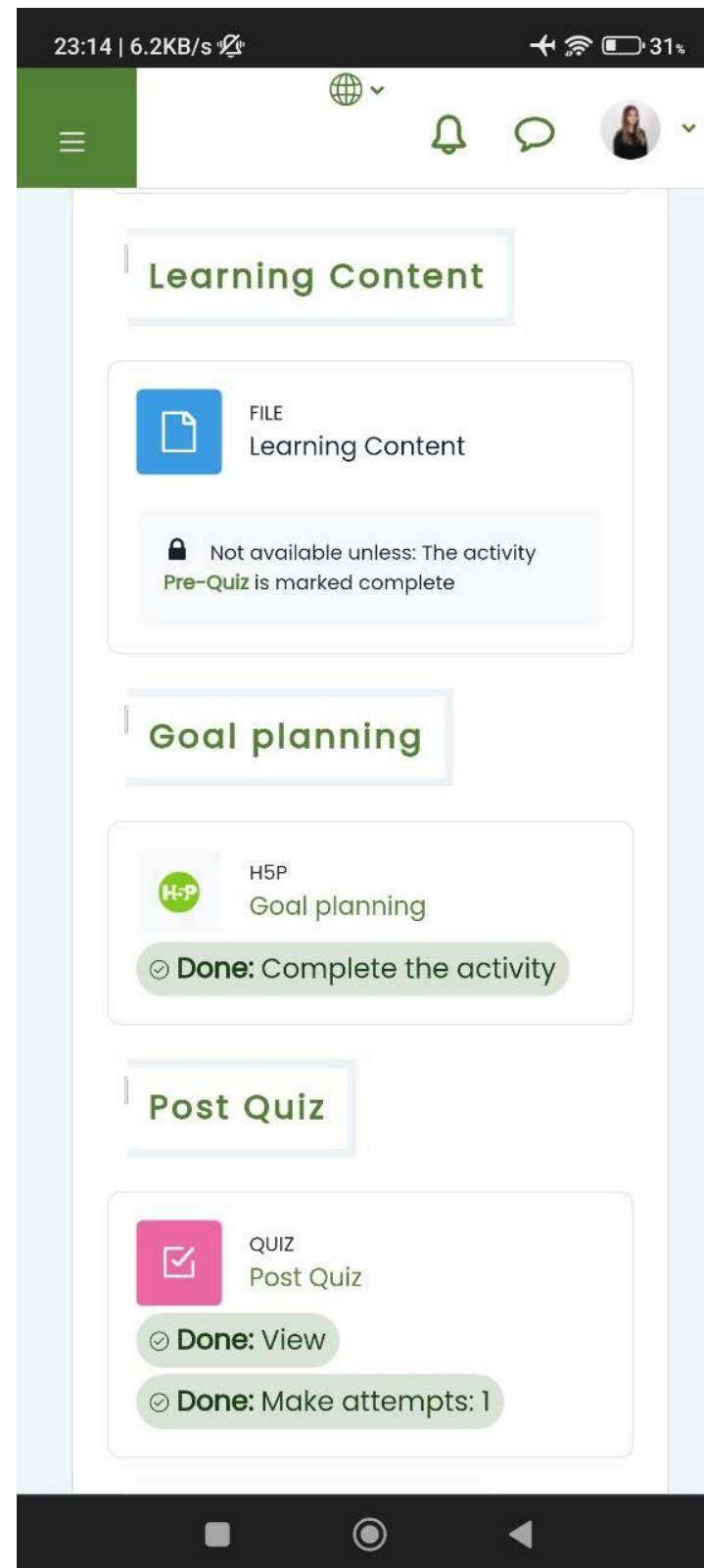
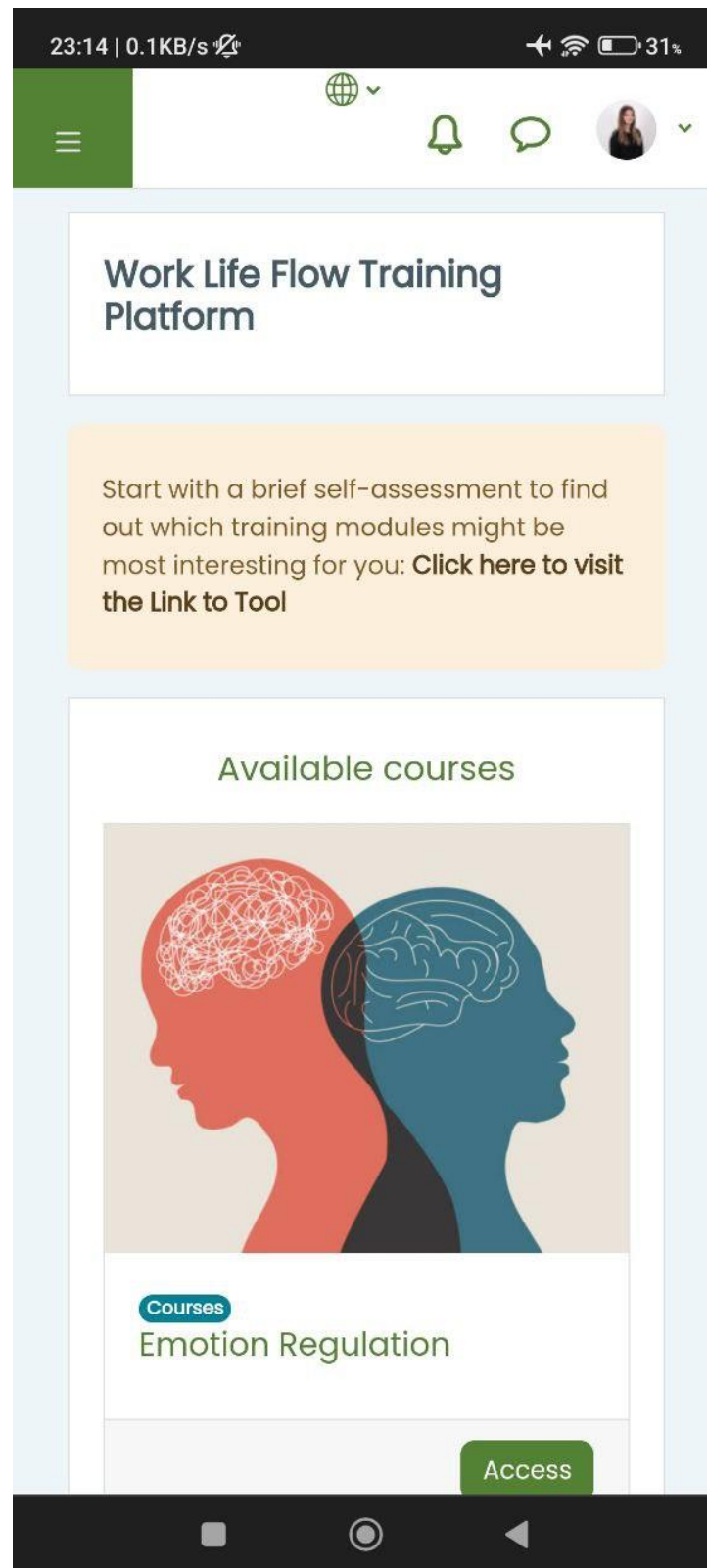


# WLF Training Platform

- 10 Training Modules
- 5 different languages
- Link to the Self Assessment Tool
- Rich content, well organized and structured
- Immediate feedback and reminders



# Mobile access and responsive design



# Interactive Learning Activities

Quizzes and assessments



Discussion forums

Practical application and reminders

# Live demonstration

The screenshot shows a web application interface. At the top, there is a navigation bar with a hamburger menu icon on the left, the text "WLF PEX WLF Assessment Tool Evaluation questionnaire – user perspective" in the center, and a globe icon, a bell icon, a speech bubble icon, and a "PG" dropdown menu on the right. Below the navigation bar is a green sidebar with three menu items: "Home" with a house icon, "Private files" with a folder icon, and "My active courses" with a graduation cap icon. The main content area features a video player with a light blue border. The video frame shows a desk with a plant, a spiral notebook, glasses, a pen, and a smartphone. Two black text boxes are overlaid on the video. The first box contains the title "The Significance of Work-Life-Flow (WLF)" in white text. The second box contains the text "Learn how mastering a healthy work-life equilibrium can improve overall well-being and enhance work performance." in white text. At the bottom right of the video frame, there are two small white rectangular controls.



# *Thank You*

*In case of questions or comments,  
please reach out to us!*

*betim.gashi@ubt-uni.net  
priscilaldgomes@gmail.com*

---

*<https://www.work-life-flow.eu/>*